

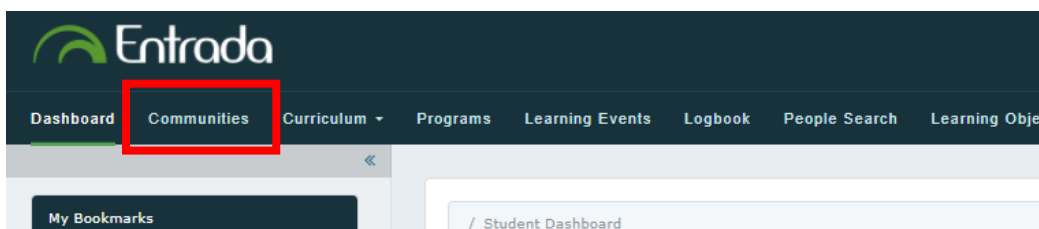
Department of Family Medicine

Access Department Community When User Currently Logs into Entrada

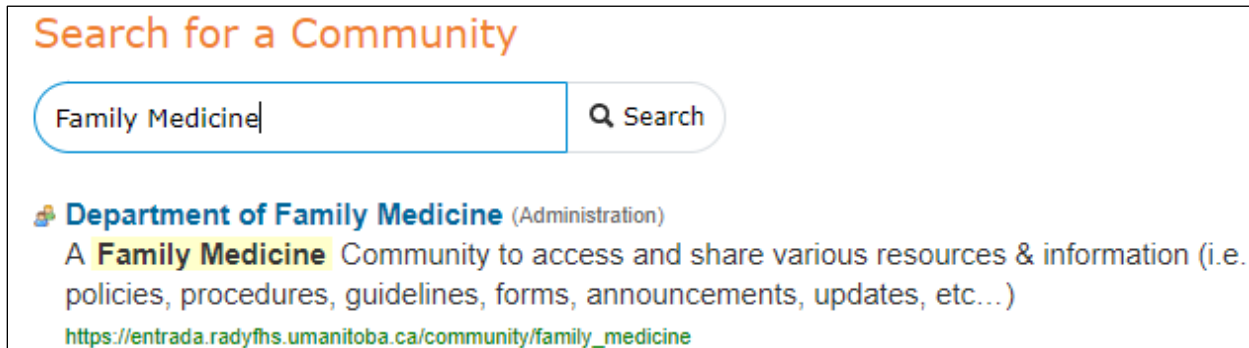
No login username & password is required to access the community. However, if you currently log into Entrada, you can also access the community.

https://entrada.radyfhs.umanitoba.ca/community/family_medicine

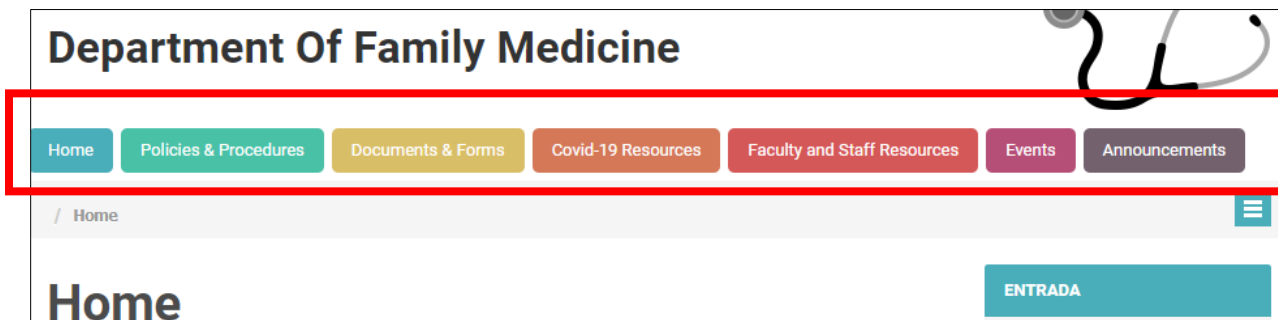
1. When you already log into [Entrada](#), on your Dashboard, click on “Communities” top tab



2. Under “Search for a Community” box, type in “Family Medicine”
 - ⇒ The “Department of Family Medicine” Community appear on the list.
 - ⇒ Click on the title “Department of Family Medicine”



3. You will be taken to the Community page.

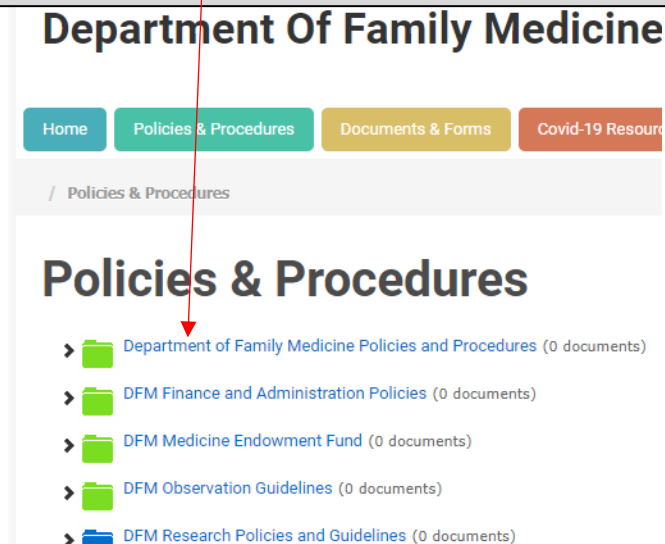


Department of Family Medicine

Access Department Community When User Currently Logs into Entrada

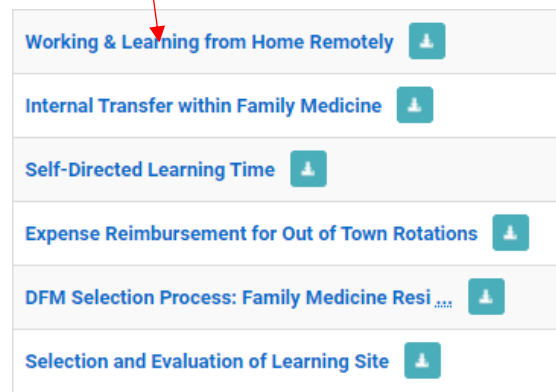
4. After clicking on the top tab (i.e. Policies & Procedures), you will be taken to the selected page. You will see different folders.

Click on the folder name to go to the folder.



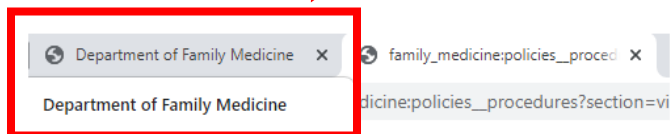
5. There are different documents.

Click on the file name.



6. Click on "View Latest" to open. The document will open in another browser tab.

** The Entrada Community main page still opens in the other browser tab.



Self-Directed |

